



New Design Mustee's Stylemate Neo-Angle Enclosure

New Front View



Old Front View




The new unit has less aluminum and more glass for cleaner lines. The three pre-assembled panels snap together and assemble using less screw per side.

New Design Mustee's Stylemate Neo-Angle Enclosure

New Back View




Old Back View




New Design Mustee's Stylemate Neo-Angle Enclosure

New Top View



Old Top View




The new Stylemate Neo-Angle Enclosure has a continuous cap on top that firms up the unit and covers the extrusions.

New Design Mustee's Stylemate Neo-Angle Enclosure

New Bottom View



Old Bottom View



**Caulking required
where bottom extrusion
meet the side**

The new Stylemate Neo-Angle Enclosure glass frame is narrower and requires less caulking. The old Neo-Angle bottom extrusion had to be caulked, was hollow and could hold water if not properly caulked.